



lumini Solucoes em Iluminacao LTDA
www.lumini.com.br
Email:laboratorio@lumini.com.br
Tel:+55 11 3437-5555 Fax:+55 11 3437-5555
Address:Rua Ferreira Viana, 716 - Socorro - São Paulo/SP

lumini

LumCAT:

Luminaire: led bath serie 2 fm

LampCAT: modulo led 6W 3000K irc 90

Ballast type: led driver 700mA

Report No:

Voltage(V): 127.0000

Test No:

Current(A): 0.0600

Number of Lamps: 1

Power (W): 7.4800

Lamp flux(lm): 690.0

PF: 0.9700

Length(mm): 60

Width(mm): 60

Phm Type: C

Height(mm): 0

Photometric Results

Lumens(lm): 558.43, Efficiency(%): 80.93% , Luminous Efficacy(lm/W): 74.66

Central intensity(cd): 1627.953, Maximum intensity(cd): 1627.953

Angle of maximum intensity: C=0.0 γ =0.0

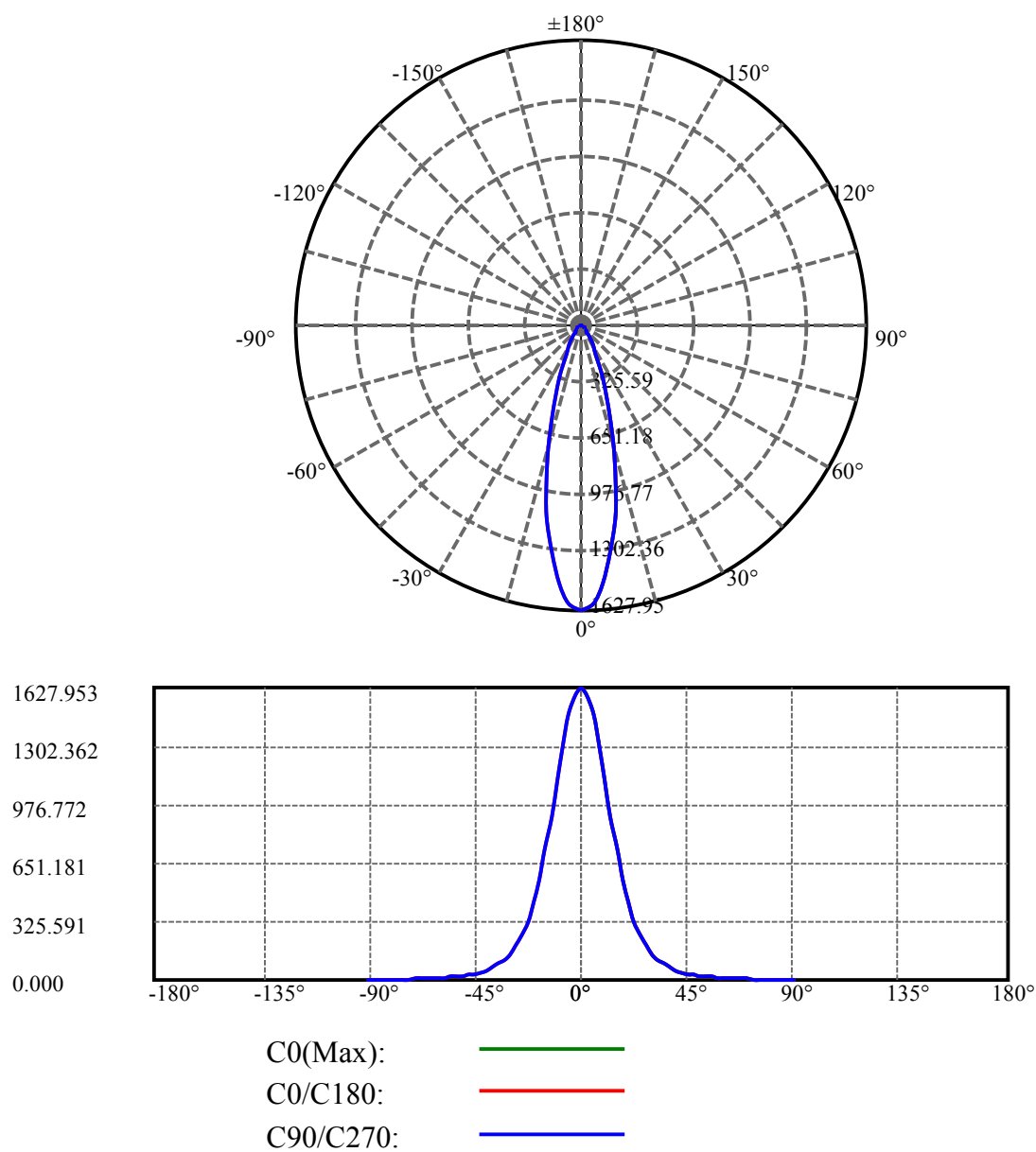
Beam angle of C0 plane : 27.31

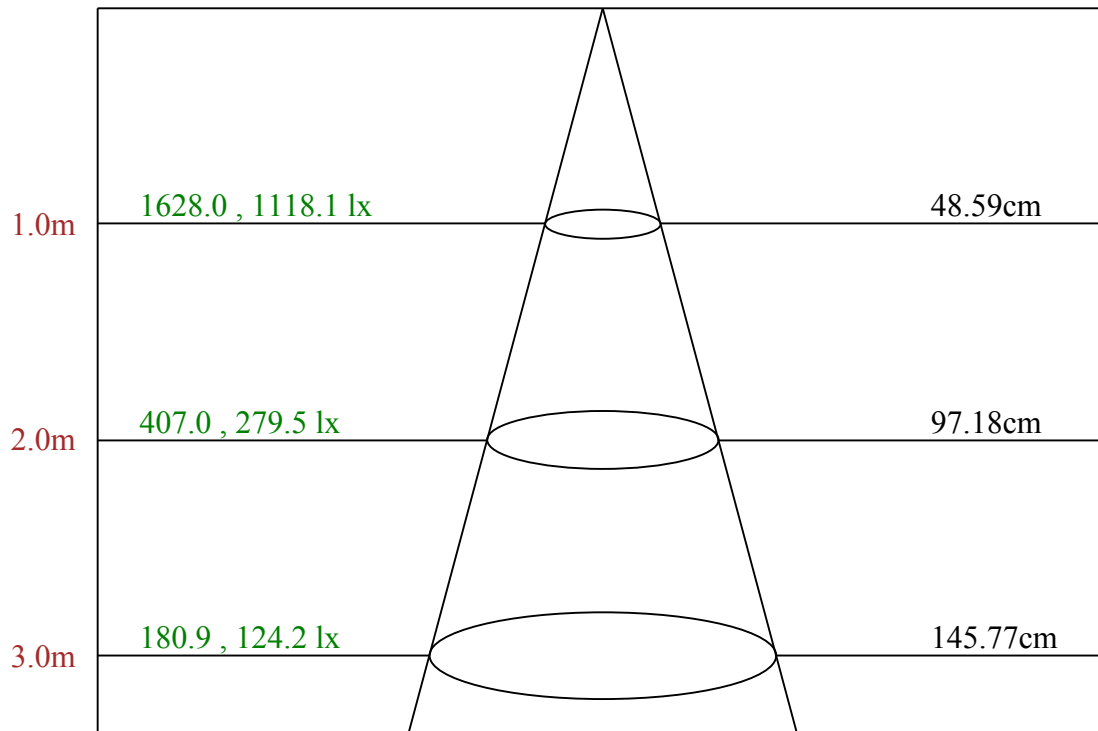
Aveage BeamAngle(IEC 61341):27.31

Equipment: equipamento lumini
Temperature(°C): 25.5

Date: 7/1/2024
Humidity(%): 55.0%

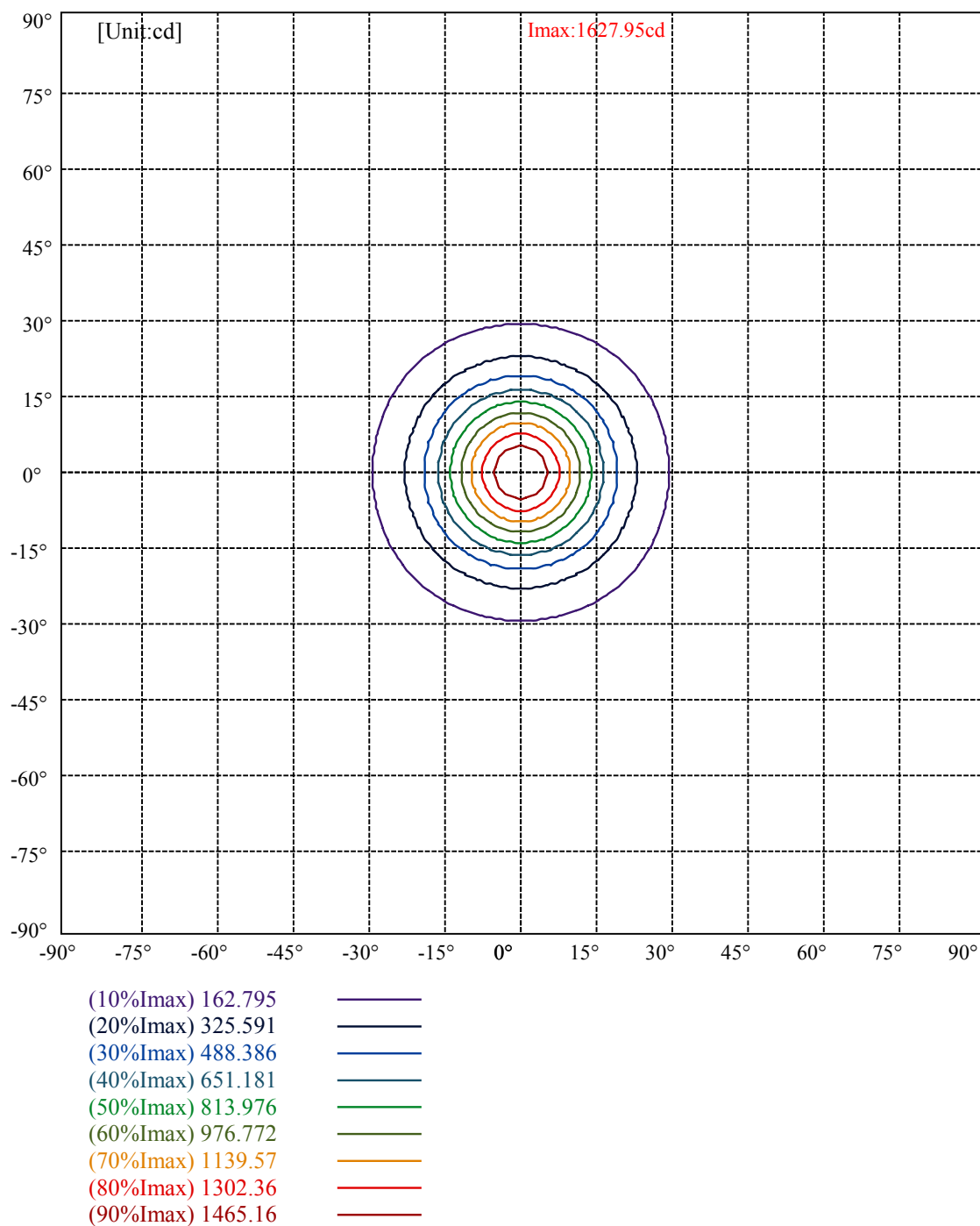
Operator: 01
Distance(m): 6.90





Max , Ave

Beam angle of C0 plane 27.31



lumini

Luminance Limiting Curve(no luminous side)

Appendix Page: 5 Total:6

Luminance Table

γ	45	50	55	60	65	70	75	80	85
C0	13165	9624	7548	6087	5069	4162	4216	4950	7056
C45	13165	9624	7548	6087	5069	4162	4216	4950	7056
C90	13165	9624	7548	6087	5069	4162	4216	4950	7056

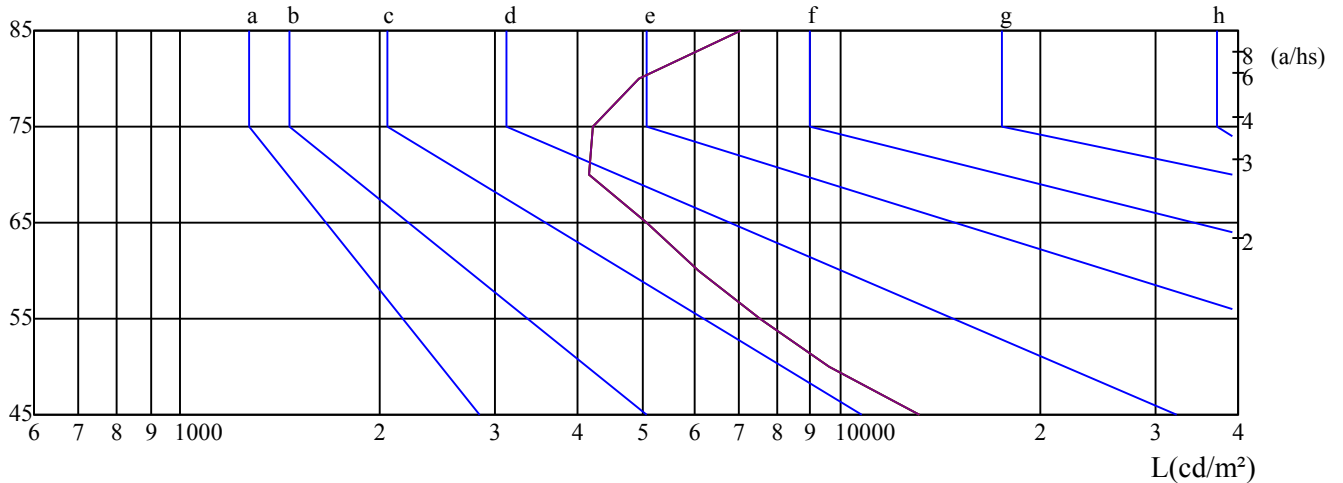
L(Hor)(65)	L(Ver)(65)	L45(65)	L(Hor)(75)	L(Ver)(75)	L45(75)	L(Hor)(85)	L(Ver)(85)	L45(85)
5069	5069	5069	4216	4216	4216	7056	7056	7056

Glare Table

Glare	Quality	Service Values Illuminance(lx)							
1.15	A	2000	1000	500	≤ 300				
1.5	B		2000	1000	500	≤ 300			
1.85	C			2000	1000	500	≤ 300		
2.2	D				2000	1000	500	≤ 300	
2.55	E					2000	1000	500	≤ 300
		a	b	c	d	e	f	g	h

Luminance Limiting Curve

$\gamma(^{\circ})$



C0 ———

C45 ———

C90 ———

Equipment: equipamento lumini
Temperature($^{\circ}$ C): 25.5

Date: 7/1/2024
Humidity(%): 55.0%

Operator: 01
Distance(m): 6.90

Illumination assessment according UGR											
Rf of Ceiling	70	70	50	50	30	70	70	50	50	30	
Rf of Wall	50	30	50	30	30	50	30	50	30	30	
Rf of Floor	20	20	20	20	20	20	20	20	20	20	
Room dimensions		Viewed crosswise					Viewed endwise				
X	Y										
2H	2H	15.80	16.83	16.16	17.14	17.45	16.88	17.91	17.25	18.22	18.54
	3H	16.20	17.11	16.58	17.45	17.79	17.05	17.96	17.43	18.30	18.64
	4H	16.37	17.22	16.77	17.57	17.94	17.13	17.97	17.53	18.33	18.70
	6H	16.63	17.41	17.05	17.78	18.18	17.27	18.04	17.69	18.42	18.82
	8H	16.76	17.50	17.18	17.88	18.29	17.32	18.06	17.74	18.45	18.85
	12H	16.91	17.61	17.34	18.01	18.42	17.40	18.10	17.83	18.50	18.91
4H	2H	15.90	16.75	16.30	17.10	17.47	16.88	17.72	17.27	18.07	18.44
	3H	16.41	17.12	16.84	17.51	17.93	17.13	17.84	17.55	18.23	18.65
	4H	16.73	17.34	17.17	17.77	18.21	17.33	17.95	17.77	18.37	18.82
	6H	17.09	17.63	17.57	18.09	18.54	17.55	18.09	18.02	18.54	18.99
	8H	17.33	17.83	17.81	18.29	18.76	17.69	18.19	18.18	18.65	19.12
	12H	17.60	18.06	18.09	18.51	19.03	17.88	18.34	18.37	18.79	19.31
8H	4H	16.76	17.26	17.25	17.72	18.19	17.33	17.83	17.81	18.29	18.76
	6H	17.28	17.69	17.79	18.17	18.68	17.67	18.09	18.18	18.56	19.08
	8H	17.68	18.03	18.21	18.55	19.05	17.97	18.31	18.50	18.83	19.33
	12H	18.10	18.37	18.65	18.89	19.41	18.28	18.55	18.82	19.07	19.59
12H	4H	16.76	17.22	17.25	17.67	18.19	17.32	17.78	17.81	18.23	18.75
	6H	17.38	17.72	17.91	18.24	18.74	17.76	18.11	18.29	18.63	19.12
	8H	17.80	18.07	18.34	18.59	19.11	18.07	18.34	18.61	18.85	19.38
Variation with the observer position at spacings:											
S = 1.0H		1.9/-1.8					1.9/-1.8				
S = 1.5H		3.2/-2.2					3.2/-2.2				
S = 2.0H		4.8/-2.2					4.8/-2.2				
Standard tables:		BK3					BK3				
Uncorrected UGR		-0.5					-0.5				

依据CIE Publ. 117 计算 UGR, S/H = 0.25